




አዲስ አበባ ከተማ አስተዳደር ትምህርት ቢሮ  
BIRRO BARKOOTA BULCHINSA MAGALAA FANFINSEE  
ADDIS ABABA CITY ADMINISTRATION EDUCATION BUREAU

City Government of Addis Ababa  
Education Bureau

English Workbook for  
Preprimary School  
Level Three



**City Government of Addis Ababa**  
**Education Bureau**

**English Workbook for Preprimary  
School, Level Three**

**Writers:-**

Feven Temesgen  
Girma HundeBulli  
Yeshi Kelecha  
Mekonnen Abera

**Editors:-**

Solomon Wondimu (Curriculum Editor)  
Medhanie Gebeyehu (Language Editor)

**Coordinators:-**

Getachew Talema  
Robi Wami

**Layout Designer:-**

Sisay Degu

**Illustrator:-**

Samuel Yederu

**2024**  
**Addis Ababa, Ethiopia**

**©Addis Ababa City Administration Education Bureau**  
**First edition 2024, Addis Ababa**

# Table of Contents

Week 1: Greetings and Self-Introduction.....	1
Week 2: Greetings and Self-introduction .....	4
Week 3: Self-introduction and body parts. ....	9
Week 4: Greetings and Self-Introduction.....	13
Week 5: Parts of the body below the neck .....	16
Week 6: Parts of the body below the neck....	18
Week 7: Body Parts.....	20
Week 8: Polite Expressions.....	21
Week 9: Polite Expressions.....	23
Week 10: My Family members.....	24
Week 11: Family members .....	26
Week 13: Our House.....	31
Week 14: Living room furniture .....	33
Week 15: OUR HOUSE.....	34
Week 16: OUR HOUSE .....	35



Week 17: Days of the week.....	36
Week 18: Months of the Year .....	38
Week 19: Months of the year.....	40
Week 20: colours .....	41
Week 21: colours .....	42
Week 22: School materials .....	44
Week 23: Domestic animals .....	46
Week 24: Wild Animals.....	48
Week 25: Fruits .....	50
Week 26: vegetables .....	52
Week 27: shapes .....	54
Week 28: Numbers .....	57
Week 29: cvc words .....	62
Week 30: Vowel and consonant.....	64
Week 3: Prepositions .....	68
Week 32: Simple sentence .....	71

Date     /     /

Classwork ☐

Homework ☐

LEVEL 3

## Week One: Greetings and Self-Introduction

### Activity 1 . Greetings



### Sing a song

Good morning song

Good morning good morning

Welcome Welcome, Welcome

I am happy to see you ah ahah

Good morning to you boys and girls,  
boys and girls

Good morning to you boys and girls,  
boys and girls

How are you?

Hello my friends hello, Hello my friends hello

Hello my friends hello, Hello my friends hello hello

Parent's signature \_\_\_\_\_

Teacher's signature \_\_\_\_\_

Date / /

Classwork ☐

Homework ☐

LEVEL 3

### Activity 2:

Write your name and age.

1. My name is \_\_\_\_\_.

2. I am \_\_\_\_\_ years old.

### Activity 3

Sing the a,b,c song and Name the alphabet.

## English Alphabet

Capital letters:-

A B C D E F G H I J  
K L M N O P Q R S  
T U V W X Y Z.

Small letters:-

a b c d e f g h I j k  
l m n o p q r s t u  
v w x y z.

Parent's signature \_\_\_\_\_

Teacher's signature \_\_\_\_\_

Date    /    /

Classwork ☐

Homework ☐

LEVEL 3

### Activity 4.

Read and re-write words that begin with letter /Aa/.



apple

\_\_\_\_\_



ant

\_\_\_\_\_



axe

\_\_\_\_\_



arm

\_\_\_\_\_

Parent's signature \_\_\_\_\_

Teacher's signature \_\_\_\_\_

Date     /     /

Classwork ☐

Homework ☐

LEVEL 3

## Week Two: Greetings and Self-introduction

### Activity 1.

### Greetings Practice



**Abdi:** Good afternoon.

**Selam:** Good afternoon.

**Abdi:** What is your name.

**Selam:** My name is Selam.What about you?

**Abdi:** My name is Abdi.How old are you?

**Selam:** I am six years old.What about you?

**Abdi:** I am five years old.Nice to meet you.

**Selam:** Nice to meet you too.

Parent's signature \_\_\_\_\_

Teacher's signature \_\_\_\_\_

Date    /    /





Classwork ☐

Homework ☐

LEVEL 3

## Activity 2.

Read and re-write words that begin with letter /Bb/.

	ball _____
	bag _____
	bus _____
	boy _____

Parent's signature \_\_\_\_\_

Teacher's signature \_\_\_\_\_



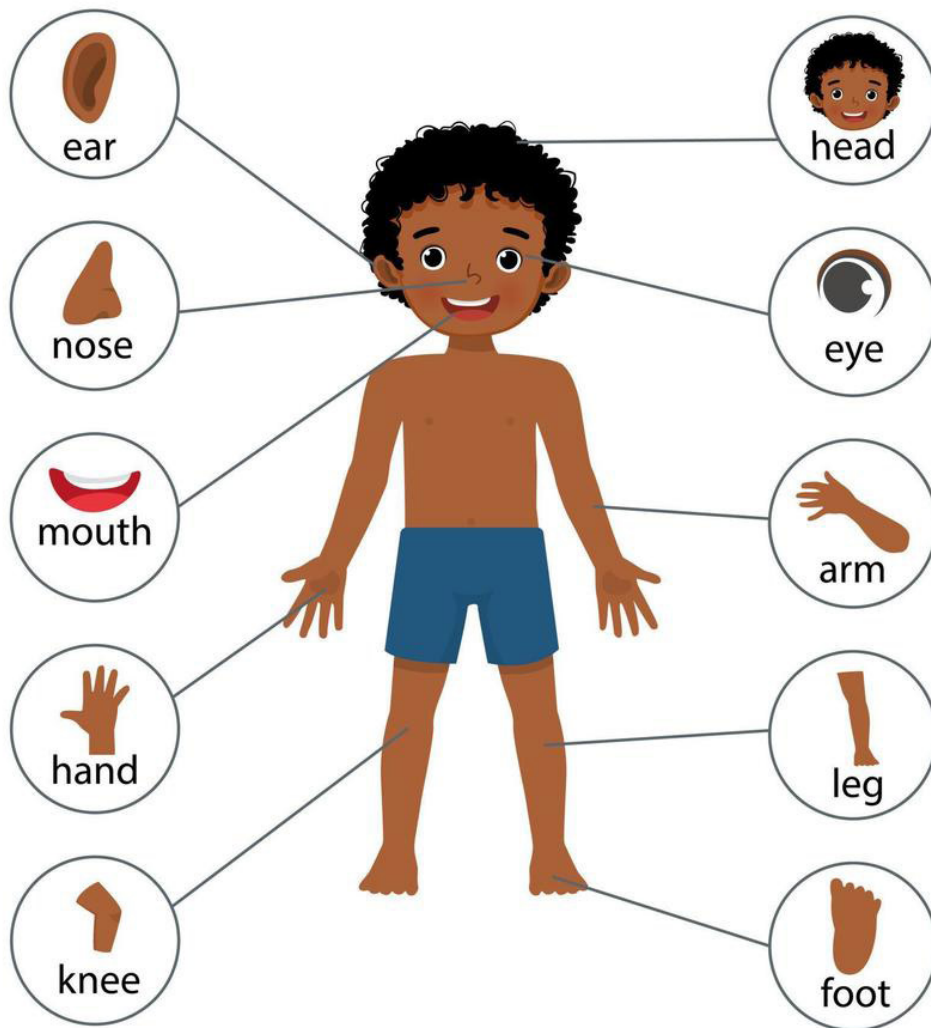
Date    /    /

Classwork ☐

Homework ☐

LEVEL 3

# MY BODY PARTS



Parent's signature \_\_\_\_\_

Teacher's signature \_\_\_\_\_



Date    /    /

Classwork ☐

Homework ☐

LEVEL 3

### Activity 3:

Name the following body parts found above the neck.



Hair



Head



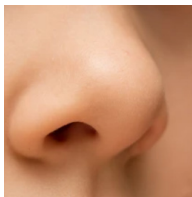
Eye brow



Eye lash



Eye



Nose

Parent's signature \_\_\_\_\_

Teacher's signature \_\_\_\_\_

Date     /     /

Classwork ☐

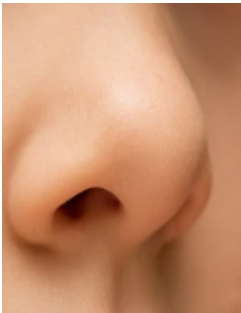
Homework ☐

LEVEL 3

### Activity 4

Write the names of the neck-abovebody parts from the box below.

hair	head	eyebrow	eyelash	Eye	nose
------	------	---------	---------	-----	------



Parent's signature \_\_\_\_\_

Teacher's signature \_\_\_\_\_

Date     /     /

Classwork ☐

Homework ☐

LEVEL 3

## Week Three: Self-introduction and body parts

### Activity 1. Greetings



**Girma:** Good evening

**Tsega:** Good evening

**Girma:** What are you doing my sister?

**Tsega:** I am reading a story book.

**Girma:** ok!good night.

**Tsega:** Good night.

Parent's signature \_\_\_\_\_

Teacher's signature \_\_\_\_\_

Date / /

Classwork ☐

Homework ☐

LEVEL 3

## Activity 2:

Fill in the blank space with suitable words.

1. My name is \_\_\_\_\_.
2. I am \_\_\_\_\_ years old.
3. I live in \_\_\_\_\_.

## Activity 3:

Read and re-write words that begin with letter /Cc/.



cat \_\_\_\_\_



car \_\_\_\_\_



cup \_\_\_\_\_



cot \_\_\_\_\_


Parent's signature \_\_\_\_\_

Teacher's signature \_\_\_\_\_



**Activity 4**

Name the following body parts found above the neck.



**Lips**



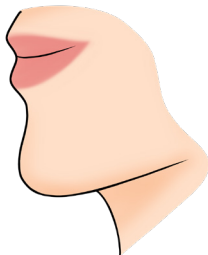
**Teeth**



**Ear**



**Tongue**



**Neck/chin**



**Cheek**

Parent's signature \_\_\_\_\_

Teacher's signature \_\_\_\_\_

Date     /     /

Classwork ☐

Homework ☐

LEVEL 3

### Activity 5:

write the names of the neck-abovebody parts from the box.

lips	cheek	teeth	ear	tongue	chin
------	-------	-------	-----	--------	------




\_\_\_\_\_



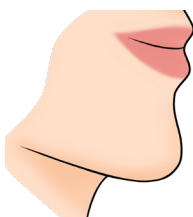
\_\_\_\_\_



\_\_\_\_\_



\_\_\_\_\_



\_\_\_\_\_



\_\_\_\_\_

Parent's signature \_\_\_\_\_

Teacher's signature \_\_\_\_\_

## Week Four

### Greetings and Self-Introduction

#### Activity 1. Greetings Practice

**Obang:** Hello!

**Helen:** Hello! How are you?

**Obang:** I am fine and you?

**Helen:** I am fine. What is your name?

**Obang:** My name is Obang. What about yours?

**Helen:** My name is Helen .

**Obang:** Nice to meet you Helen!

**Helen:** Nice to meet you too!

**Obang:** How old are you?

**Helen:** I am six years old

**Obang:** Oh! I am six years old too..

**Helen:** Ok, bye!

**Obang:** Bye!

#### Activity 2. Read and re-write words that begin with letter /Dd/.




dog \_\_\_\_\_



drum \_\_\_\_\_



doll \_\_\_\_\_



duck \_\_\_\_\_

Parent's signature \_\_\_\_\_

Teacher's signature \_\_\_\_\_



**Activity3:**

**Match the names of the neck-above body parts with their correct pictures.**

'A'

\_\_\_\_—1. ear

\_\_\_\_—2. teeth

\_\_\_\_—3. hair

\_\_\_\_—4. eye

\_\_\_\_—5. head

\_\_\_\_—6. tongue

\_\_\_\_—7. eyelash

\_\_\_\_—8. eyebrow

'B'

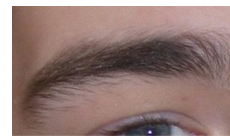
A.



B.



C.



D.



E.



F.



G.



H.



Parent's signature \_\_\_\_\_

Teacher's signature \_\_\_\_\_

## Week Five: Body Parts Located Below the Neck

### Activity 1.

Name the following body parts found below the neck.



shoulder



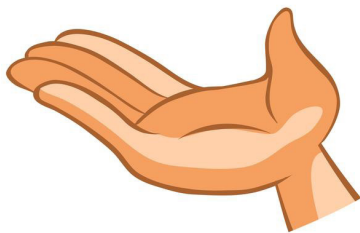
chest



arm



elbow



hand



fingers

Parent's signature \_\_\_\_\_

Teacher's signature \_\_\_\_\_

Date / /

Classwork ☐

Homework ☐

LEVEL 3

### Activity 2:

Fill in the missing letters for the following names parts of the body below the neck.



\_\_ingers



\_\_lbow



\_\_rm




\_\_and

### Activity 3:

Read and re-write words that begin with letter /Ee/.



egg \_\_\_\_\_



elephant \_\_\_\_\_



elbow \_\_\_\_\_



eagle \_\_\_\_\_

Parent's signature \_\_\_\_\_

Teacher's signature \_\_\_\_\_

Date / /

Classwork

Homework

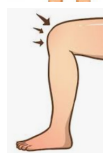
LEVEL 3

## Week Six: Parts of the body below the neck

**Activity 1:** Name the following body parts below the neck.



waist



knee




toes



legs \_\_\_\_\_

**Activity 2:**

Read and re-write words that begin with letter / Ff/.



fish \_\_\_\_\_



flag \_\_\_\_\_



fork \_\_\_\_\_



frog \_\_\_\_\_

Parent's signature \_\_\_\_\_

Teacher's signature \_\_\_\_\_

Date     /     /

Classwork ☐

Homework ☐

LEVEL 3

### Activity 3:

Match the names of body parts found below the neck with its pictures.

A

B



1.

A. Arm



2.

B. Shoulder



3.

C. Hand



4.

D. Legs



5.

E. Toes

Parent's signature \_\_\_\_\_

Teacher's signature \_\_\_\_\_



Date / /

Classwork ☐

Homework ☐

LEVEL 3

## Week Seven: Body Parts

### Activity 1:

Circle only the names of body parts above neck.

eye

leg

west

toes

lip

ear

hair

nose

shoulder

hand

eyebrow

chin

### Activity 2:


Read and re-write words that begin with letter / Gg/.



goat \_\_\_\_\_



guitar \_\_\_\_\_



girl \_\_\_\_\_



grapes \_\_\_\_\_

Parent's signature \_\_\_\_\_

Teacher's signature \_\_\_\_\_

Date     /     /

Classwork ☐

Homework ☐

LEVEL 3

## Week Eight: Polite Expressions

### Activity1.

Practice the following polite expressions

Sara: Thank you! I like ice-cream.

Hana: Sara, take this icecream.



Hana: You are wel-come!

### Activity 2.

Circle only the names of body parts found below neck.

eye

legs

waist

toes

lip

ear

hair

nose

shoulder

hand

eyebrow

chin

Parent's signature \_\_\_\_\_

Teacher's signature \_\_\_\_\_



Date     /     /

Classwork ☐

Homework ☐

LEVEL 3

### Activity 3:

Read and re-write words that begin with letter / Hh/.



hen \_\_\_\_\_



hat \_\_\_\_\_



hop \_\_\_\_\_



hand \_\_\_\_\_

Parent's signature \_\_\_\_\_

Teacher's signature \_\_\_\_\_

Date     /     /

Classwork ☐

Homework ☐

LEVEL 3

## Week 9

### Polite Expressions

**Activity 1.** Practice the following polite expressions



**Feven:** Ok!my brother

**Mekonnen:** please help me to do my homework.

**Feven:** It's ok.!!!!!!brother

**Mekonnen:** Thank you

**Activity 2:**Read and re-write words that begin with letter / Ii/.



ink \_\_\_\_\_



ice-cream \_\_\_\_\_



iron \_\_\_\_\_



injera \_\_\_\_\_

Parent's signature \_\_\_\_\_

Teacher's signature \_\_\_\_\_

## Week 10

### My Family members

#### Activity 1.

Fill in the missing initial letter in each main family member.

1. \_\_ather

2. \_\_other

3. \_\_ister

4. \_\_rother

#### Activity 2:

Read and re-write words that begin with letter /Jj/.



jam \_\_\_\_\_



jug \_\_\_\_\_



jet \_\_\_\_\_



jacket \_\_\_\_\_

Parent's signature \_\_\_\_\_

Teacher's signature \_\_\_\_\_

Date    /    /

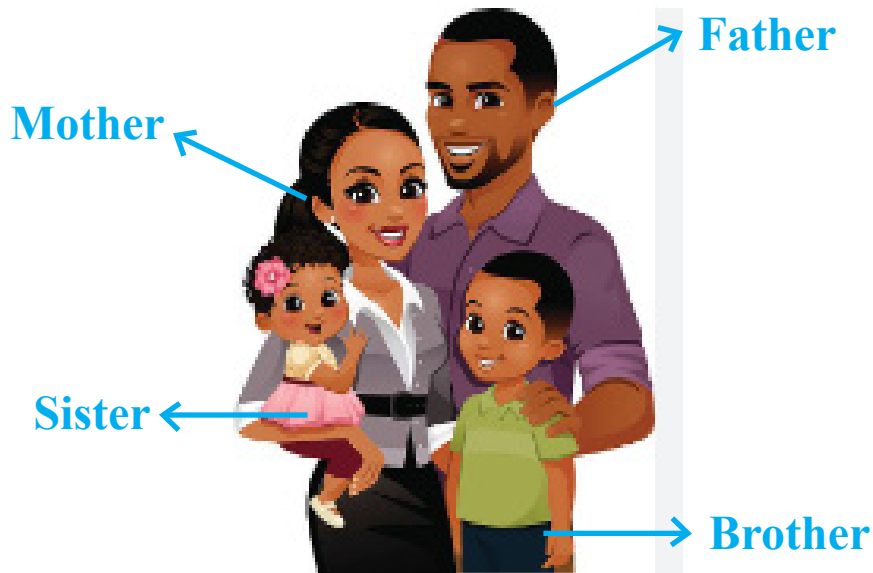
Classwork ☐

Homework ☐

LEVEL 3

### Activity 3:

Name the following main family members.



Parent's signature \_\_\_\_\_

Teacher's signature \_\_\_\_\_

Date    /    /


Classwork ☐

Homework ☐

LEVEL 3

## Week 11

### Family members



#### Activity 1:

Read and re-write the name of family members.

grandmother \_\_\_\_\_

grandfather \_\_\_\_\_

mother \_\_\_\_\_

father \_\_\_\_\_

brother \_\_\_\_\_

sister \_\_\_\_\_

Parent's signature \_\_\_\_\_

Teacher's signature \_\_\_\_\_



Date     /     /

Classwork ☐


Homework ☐

LEVEL 3

**Activity 2:** Read and re-write words that begin with letter /Kk/.




key \_\_\_\_\_



king \_\_\_\_\_




kite \_\_\_\_\_



kangaroo \_\_\_\_\_

**Week 12.** Family Members



Parent's signature \_\_\_\_\_

Teacher's signature \_\_\_\_\_

Date    /    /

Classwork ☐

Homework ☐

LEVEL 3

## Activity 1

Read and draw the picture of each family member.



**mother**



**father**



**sister**



**brother**

Parent's signature \_\_\_\_\_

Teacher's signature \_\_\_\_\_



Date    /    /

Classwork ☐

Homework ☐

LEVEL 3

## Activity 2:

Read and re-write words that begin with letter /L/.



lamp \_\_\_\_\_



lion \_\_\_\_\_



leaf \_\_\_\_\_



lip \_\_\_\_\_

Parent's signature \_\_\_\_\_


Teacher's signature \_\_\_\_\_

**Activity 3:**


Look at the picture and read the feeling words.



happy



sad



confused




angry

**Activity 4:**

Match the emotion picture with the feeling words.




sad



happy



confused



angry

Parent's signature \_\_\_\_\_

Teacher's signature \_\_\_\_\_

Date    /    /

Classwork ☐

Homework ☐

LEVEL 3

## Week 13 Our House



house




living room



dining room



kitchen



bedroom



bathroom

## Bed room materials

Activity1.

Name the bed room materials.



cupboard



bed



mattress



Lamp



pillow

Parent's signature \_\_\_\_\_

Teacher's signature \_\_\_\_\_

Date    /    /

Classwork ☐

Homework ☐

LEVEL 3

## Activity 2.

Read and re-write words that begin with letter /Mm/.




moon \_\_\_\_\_



mat \_\_\_\_\_



mango \_\_\_\_\_



meal \_\_\_\_\_

Parent's signature \_\_\_\_\_

Teacher's signature \_\_\_\_\_



Date     /     /

Classwork ☐

Homework ☐

LEVEL 3

## Week 14

### Living room furniture

#### Activity 1

Name the living room furniture.



Chair



coffe table



Sofa



Television



book shelf

#### Activity 2

Read and re-write words that begin with letter /Nn/.



nest \_\_\_\_\_



neck \_\_\_\_\_



net \_\_\_\_\_



nose \_\_\_\_\_

Parent's signature \_\_\_\_\_

Teacher's signature \_\_\_\_\_



Date     /     /

Classwork ☐

Homework ☐

LEVEL 3

## Week 15 OUR HOUSE

### Activity 1. Name the kitchen materials



stove



Cabinet



refrigerator



dust bin



sink


### Activity 2. Read and re-write words that begin with letter /Oo/.




orange \_\_\_\_\_



owl \_\_\_\_\_



ox \_\_\_\_\_



octopus \_\_\_\_\_

Parent's signature \_\_\_\_\_

Teacher's signature \_\_\_\_\_

Date    /    /

Classwork ☐

Homework ☐

LEVEL 3

## Week 16 OUR HOUSE


### Activity 1 Name the bathroom materials.



Toilet



tissue paper



Mirror



sink

### Activity 2. Read and re-write words that begin with letter /Pp/.




pencil

\_\_\_\_\_



parrot

\_\_\_\_\_



pig

\_\_\_\_\_



papaya

\_\_\_\_\_

Parent's signature \_\_\_\_\_

Teacher's signature \_\_\_\_\_

Date     /     /

Classwork ☐

Homework ☐

LEVEL 3

## Week 17

### Days of the week

#### Activity 1.

Read and re-write days of the week.

**Monday** \_\_\_\_\_

**Tuesday** \_\_\_\_\_

**Wednesday** \_\_\_\_\_

**Thursday** \_\_\_\_\_

**Friday** \_\_\_\_\_

**Saturday** \_\_\_\_\_

**Sunday** \_\_\_\_\_



cloudy



sunny



rainy



windy

Parent's signature \_\_\_\_\_

Teacher's signature \_\_\_\_\_

Date     /     /

Classwork ☐

Homework ☐

LEVEL 3

## Activity 2:

Name the weather pictures.

## Activity 3:

Read and re-write words beginning with letter / Qq/.



queen \_\_\_\_\_



quill \_\_\_\_\_



quite \_\_\_\_\_



quilt \_\_\_\_\_

Parent's signature \_\_\_\_\_

Teacher's signature \_\_\_\_\_

Date    /    /

Classwork ☐

Homework ☐

LEVEL 3

## Week 18

### Months of the Year

#### Activity 1.

Read and re -write months of the year.

September \_\_\_\_\_

October \_\_\_\_\_

November \_\_\_\_\_

December \_\_\_\_\_

January \_\_\_\_\_

February \_\_\_\_\_

March \_\_\_\_\_

April \_\_\_\_\_

May \_\_\_\_\_

June \_\_\_\_\_

July \_\_\_\_\_

August \_\_\_\_\_

Parent's signature \_\_\_\_\_

Teacher's signature \_\_\_\_\_



Date     /     /

Classwork ☐

Homework ☐

LEVEL 3

## Activity 2.


Read and re-write words that begin with letter / Rr/.



rat \_\_\_\_\_



rabbit \_\_\_\_\_



ring \_\_\_\_\_



rocket \_\_\_\_\_

Parent's signature \_\_\_\_\_

Teacher's signature \_\_\_\_\_

Date     /     /

Classwork ☐

Homework ☐

LEVEL 3

## Week 19

### Months of the year

#### Activity 1.

Circle only days of the week.

**Monday**

**October**

**Tuesday**

**November**

**Wednesday**

**December**

**Thursday**

**January**

**Friday**


**Saturday**

**Sunday**


**March**

#### Activity 2

Read and re-write words that begin with letter / Ss/.



Sun



Star



Spoon



Snake

Parent's signature \_\_\_\_\_

Teacher's signature \_\_\_\_\_

Date    /    /

Classwork ☐

Homework ☐

LEVEL 3

## Week 20 colours

### Activity 1.

Name the following colors.



red



black



yellow



white



blue

### Activity 2.

Read and re-write words that begin with letter / Tt/



tree \_\_\_\_\_



tiger \_\_\_\_\_



tomato \_\_\_\_\_



train \_\_\_\_\_

Parent's signature \_\_\_\_\_

Teacher's signature \_\_\_\_\_

Date     /     /

Classwork ☐

Homework ☐

LEVEL 3

## Week 21 colours

### Activity 1.

Name the following colors.




orange




brown



purple



Pink



green

### Activity 2.

Read and re-write words that begin with letter / Uu/.



umbrella \_\_\_\_\_



underwear \_\_\_\_\_



under \_\_\_\_\_



up \_\_\_\_\_

Parent's signature \_\_\_\_\_

Teacher's signature \_\_\_\_\_

Date    /    /

Classwork ☐

Homework ☐

LEVEL 3

### Activity 3

Match each color with its name.



brown



red



pink



blue



yellow

Parent's signature \_\_\_\_\_

Teacher's signature \_\_\_\_\_



Date     /     /

Classwork

Homework

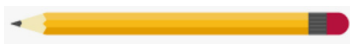
LEVEL 3

## Week 22


### School materials

#### Activity 1

Read and re -write the following School materials name.



pencil \_\_\_\_\_



eraser \_\_\_\_\_



sharpener \_\_\_\_\_



exercise book \_\_\_\_\_



book \_\_\_\_\_



bag \_\_\_\_\_



blackboard \_\_\_\_\_



duster \_\_\_\_\_

Parent's signature \_\_\_\_\_

Teacher's signature \_\_\_\_\_

Date     /     /

Classwork ☐

Homework ☐

LEVEL 3

## Activity2:

Read and re-write words that begin with letter / Vv/.



violin \_\_\_\_\_



van \_\_\_\_\_



vest \_\_\_\_\_



vase \_\_\_\_\_

Parent's signature \_\_\_\_\_

Teacher's signature \_\_\_\_\_

Date    /    /

Classwork ☐

Homework ☐

LEVEL 3

## Week 23

### Domestic animals

#### Activity 1

Name the following domestic animals.



cat



dog



cow



ox



horse



donkey



hen



sheep



goat



camel



pig

Parent's signature \_\_\_\_\_

Teacher's signature \_\_\_\_\_

Date / /

Classwork ☐

Homework ☐

LEVEL 3

## Activity 2.

Read and re-write words that begin with letter / Ww/.



watch \_\_\_\_\_



web \_\_\_\_\_



wolf \_\_\_\_\_



window \_\_\_\_\_

Parent's signature \_\_\_\_\_

Teacher's signature \_\_\_\_\_



Date    /    /

Classwork ☐

Homework ☐

LEVEL 3

## Week 24 Wild Animals

### Activity 1


Read and name the following wild animals.



lion



tiger



monkey



giraffe



elephant



ape



hyena



fox



zebra



bear



rhinoceros

Parent's signature \_\_\_\_\_

Teacher's signature \_\_\_\_\_



Date / /

Classwork ☐

Homework ☐

LEVEL 3

### Activity 2.

Circle only the name of domestic animals.

dog

lion

tiger

bear

cat

goat

ox

zebra

cow

elephant

fox

sheep

### Activity 3.

Read and re-write words that begin with letter / Xx/.



X-ray



x-mas

Parent's signature \_\_\_\_\_

Teacher's signature \_\_\_\_\_

Date / /

Classwork ☐

Homework ☐

LEVEL 3

## Week 25 Fruits

### Activity 1

Name the following fruits.



banana



Lemon



watermelon



orange



avocado



apple



Mango



Strawberry



pineapple



papaya

Parent's signature \_\_\_\_\_

Teacher's signature \_\_\_\_\_

Date / /


Classwork

Homework

LEVEL 3

## Activity 2.

Read and re-write words that begin with letter / Yy/.



yellow \_\_\_\_\_



yoyo \_\_\_\_\_



yarn \_\_\_\_\_



yolk \_\_\_\_\_

## Activity 3

write the first letter of each fruit's name

 __range	 __trawberry
 __vocado	 __ineapple

Parent's signature \_\_\_\_\_

Teacher's signature \_\_\_\_\_



Date    /    /

Classwork ☐

Homework ☐

LEVEL 3

## Week 26 vegetables

### Activity 1

Look at the pictures and read the following vegetables.



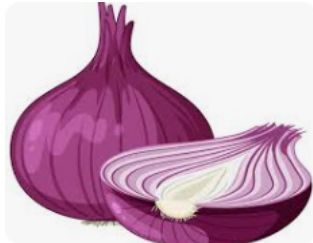
potato



Garlic



ginger



onion



Cabbage



pumpkin



carrot



Broccoli



tomato



cauliflower



Beetroot



zucchini

Parent's signature \_\_\_\_\_

Teacher's signature \_\_\_\_\_

Date / /

Classwork

Homework

LEVEL 3

## Activity 2.

Read and re-write words that begin with letter / Zz/.



zip \_\_\_\_\_



zebra \_\_\_\_\_



zigzag \_\_\_\_\_



zero \_\_\_\_\_

## Activity 3.

Circle only the name of vegetables.

banana

potato

orange

onion

papaya

tomato

apple

mango

beetroot

cabbage

watermelon

avocado

Parent's signature \_\_\_\_\_

Teacher's signature \_\_\_\_\_



Date / /

Classwork ☐


Homework ☐

LEVEL 3

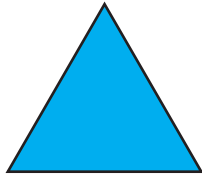
## Week 27 shapes

### Activity 1.


Read and re-write the names of shapes.




Circle \_\_\_\_\_




Triangle \_\_\_\_\_



Rectangle \_\_\_\_\_



Oval \_\_\_\_\_



Square \_\_\_\_\_

Parent's signature \_\_\_\_\_

Teacher's signature \_\_\_\_\_

Date     /     /


Classwork ☐

Homework ☐

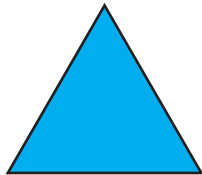
LEVEL 3

## Activity 2.


Match the pictures of shape with its name.




Square



Oval



Circle



Triangle



Rectangle

Parent's signature \_\_\_\_\_

Teacher's signature \_\_\_\_\_

Date     /     /

Classwork ☐

Homework ☐

LEVEL 3

### Activity 3

Name the following clothes.



Dress



trousers



t-Shirt



Jacket



Sweater



Skirt



shorts



Vest



shirt



Scarf



Socks



Shoes

Parent's signature \_\_\_\_\_

Teacher's signature \_\_\_\_\_

Date     /     /

Classwork ☐

Homework ☐

LEVEL 3

## Week 28 Numbers

### Activity 1

Read the number name.

- |    |       |
|----|-------|
| 1  | One   |
| 2  | Two   |
| 3  | Three |
| 4  | Four  |
| 5  | Five  |
| 6  | Six   |
| 7  | Seven |
| 8  | Eight |
| 9  | Nine  |
| 10 | Ten   |

Parent's signature \_\_\_\_\_

Teacher's signature \_\_\_\_\_

Date    /    /

Classwork ☐

Homework ☐

LEVEL 3

## Activity 2

Match the number names with its figure.

1

Six

2

Seven

3

Eight

4

Nine

5

Ten

6

One

7

Two

8

Three

9

Four

10

Five

Parent's signature \_\_\_\_\_

Teacher's signature \_\_\_\_\_



Date     /     /

Classwork ☐

Homework ☐

LEVEL 3

### Activity 3.

Read and re- write vowel letter

Aa

Ee

Ii

Oo

Uu

### Activity 4

Read consonant letters

<b>B</b>	<b>C</b>	<b>D</b>	<b>F</b>	<b>G</b>	<b>H</b>	<b>J</b>
<b>b</b>	<b>c</b>	<b>d</b>	<b>f</b>	<b>g</b>	<b>h</b>	<b>j</b>
<b>K</b>	<b>L</b>	<b>M</b>	<b>N</b>	<b>P</b>	<b>Q</b>	<b>R</b>
<b>k</b>	<b>l</b>	<b>m</b>	<b>n</b>	<b>p</b>	<b>q</b>	<b>r</b>
<b>S</b>	<b>T</b>	<b>V</b>	<b>W</b>	<b>X</b>	<b>Y</b>	<b>Z</b>
<b>s</b>	<b>t</b>	<b>v</b>	<b>w</b>	<b>x</b>	<b>y</b>	<b>z</b>

Parent's signature \_\_\_\_\_

Teacher's signature \_\_\_\_\_

Date     /     /

Classwork ☐

Homework ☐

LEVEL 3

### Activity 5.

Read the number name.

11    **Eleven**

12    **Twelve**

13    **Thirteen**

14    **Fourteen**

15    **Fifteen**

16    **Sixteen**

17    **Seventeen**

18    **Eighteen**

19    **Nineteen**

20    **Twenty**

Parent's signature \_\_\_\_\_

Teacher's signature \_\_\_\_\_

Date

/ /

Classwork

Homework

LEVEL 3

## Activity 6

Write the numbers name in figure.

Twelve \_\_\_\_\_

Thirteen \_\_\_\_\_

Fifteen \_\_\_\_\_

Seventeen \_\_\_\_\_

Eighteen \_\_\_\_\_

Twenty \_\_\_\_\_

Parent's signature \_\_\_\_\_

Teacher's signature \_\_\_\_\_

Date / /

Classwork ☐Homework ☐

LEVEL 3

## Week 29

### cvc words

A CVC word is a word that is made up of a consonant-vowel-consonant letters.

#### Activity 1


#### Read and re-write cvc words



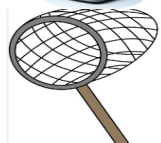
cat \_\_\_\_\_



fan \_\_\_\_\_



bed \_\_\_\_\_



net \_\_\_\_\_



lip \_\_\_\_\_



zip \_\_\_\_\_



boy \_\_\_\_\_



fox \_\_\_\_\_



sun \_\_\_\_\_



cup \_\_\_\_\_

Parent's signature \_\_\_\_\_

Teacher's signature \_\_\_\_\_

Date     /     /

Classwork ☐

Homework ☐

LEVEL 3

## Activity 2

Read the Opposite Words.

big	small
Tall	short
Far	near
Fat	thin
down	up
Cold	hot
Day	night

## Activity 3

Read and match the opposite words.

A

1. big

2. tall

3. near

4. down

5. cold

6. day

B

A. up

B. hot

C. night

D. far

E. small

F. short

Parent's signature \_\_\_\_\_

Teacher's signature \_\_\_\_\_



Date / /

Classwork ☐Homework ☐

LEVEL 3

## Week 30

### Vowel and consonant diagraph

#### Consonant diagraph

A diagraph is two letters put together and you hear one sound.

#### Activity 1:

Read the following consonant diagraph.

/ph/	/wh/	/Sh/	/ch/	/th/
Photo	Whisk	shoes	chair	three
Gopher	Wheel	ship	chocolate	thumb
Phone	Whale	shirt	chicken	teeth

Parent's signature \_\_\_\_\_

Teacher's signature \_\_\_\_\_

## Activity 2

Match the picture with the word.

A  
—— 1.phone

—— 2.wheel

—— 3.shirt

—— 4.chair

—— 5.three

B



A.



B.



C.



D.



E.

## Vowel Diagram

When two vowels go walking the first one does the talking and it says its name.

## Activity 3:

Read the vowel diagram

/ea/	/oa/	/ai/	/ee/	/oo/
meat	goat	rain	tree	book
seat	boat	train	sheep	zoo
read	goal	chain	bee	food

Parent's signature \_\_\_\_\_

Teacher's signature \_\_\_\_\_

Date    /    /

Classwork ☐

Homework ☐

LEVEL 3

### Activity 4

match the picture with the word.

\_\_\_<sup>A</sup> 1.meat

\_\_\_ 2.tree

\_\_\_ 3.book

\_\_\_ 4.rain

\_\_\_ 5.goat

B

A.

B.

C.

D.

E.



Parent's signature \_\_\_\_\_

Teacher's signature \_\_\_\_\_

Date     /     /

Classwork ☐

Homework ☐

LEVEL 3

**Activity 5.** Read and Re- write the name of professions.



teacher



doctor



policeman



farmer



Carpenter



tailor



postman



Photographer




mechanic



janitor



plumber



pilot



engineer

Parent's signature \_\_\_\_\_

Teacher's signature \_\_\_\_\_

Date     /     /

Classwork ☐

Homework ☐

LEVEL 3

## Week 31

### Prepositions


The words “under”, “on”, “in” and “near” show the **position** in which things are found.

**Activity 1** Look at the pictures below and read each sentences.

The cat is **under** the table.



The cat is **on** the sofa.



The cat is **near** the bottle.



The cat is **in** the basket.



Parent's signature \_\_\_\_\_

Teacher's signature \_\_\_\_\_



## Activity 2.

Look at the pictures and fill in the blanks using the Prepositions words: **near**, **in**, **on**, **under**



1. The ball is \_\_\_\_\_ the girl.



2. The banana is \_\_\_\_\_ the basket.



3. The cup is \_\_\_\_\_ the table.



4. The bag is \_\_\_\_\_ the table.

Parent's signature \_\_\_\_\_

Teacher's signature \_\_\_\_\_

**Activity 3** Read the sight words

**Sight words** are words that appear frequently in most of the texts people read, but can't easily be sounded out.

a	My	of	am
an	and	are	at
no	Be	on	she
see	Up	saw	can
we	To	you	eat
do	Is	the	for
have	Sit	has	go
he	In	like	I
it	Me	can	by

**Activity 4:** Write 5 sight words.

1. \_\_\_\_\_
2. \_\_\_\_\_
3. \_\_\_\_\_
4. \_\_\_\_\_
5. \_\_\_\_\_

Parent's signature \_\_\_\_\_

Teacher's signature \_\_\_\_\_

Date     /     /

Classwork ☐

Homework ☐

LEVEL 3

## Week 32

### Simple sentence

#### Activity 1.

Read the simple sentence.

1. I like banana.



2. The bus is arriving.




3. Sara has a pencil.



4. She has a bag.



5. I am a student.



Parent's signature \_\_\_\_\_

Teacher's signature \_\_\_\_\_

## Activity 2

Read the following simple story.

Selam and her family

My name is **Selam** . I am asix-year old girl. I have one **brother**. His name is **Sami**. I live in Addis Ababa.

Our family has five people. **My parents, my brother** and **my grandmother** including me. We all live happily.

## Activity 3

Answer the following question based on the story.


1. How many brothers does Selam have? \_\_\_\_\_
2. Where does Selam live? \_\_\_\_\_
3. How old is Selam? \_\_\_\_\_

Parent's signature \_\_\_\_\_

Teacher's signature \_\_\_\_\_

**Activity 4.****Read the simple story.**

Hagos and his dog



Hagos has a dog.

His dog is Mechal.

Hagos tells his dog

Mechal sits in the mud.

The dog is a mess.

Hagos has to get the mud off Mechal.

Hagos lets his wet dog sit in the sun

Hagos gets a kiss.

Mechal gets a pat.

**Activity 5.****Answer the following question based on the story.**

1. What does Hagos have? \_\_\_\_\_
2. Where Mechal sits? \_\_\_\_\_
3. Hagos gets a \_\_\_\_\_.

Parent's signature \_\_\_\_\_

Teacher's signature \_\_\_\_\_





አዲስ አበባ ከተማ አስተዳደር ትምህርት ቢሮ  
BIIROO BARNootA BULCHIINSA MAGAALAA FINFINNEE  
ADDIA ABABA CITY ADMINISTRATION EDUCATION BUREAU

